

# GARLAND ISD STUDENT ACHIEVEMENT QUICK REFERENCE SCORECARD

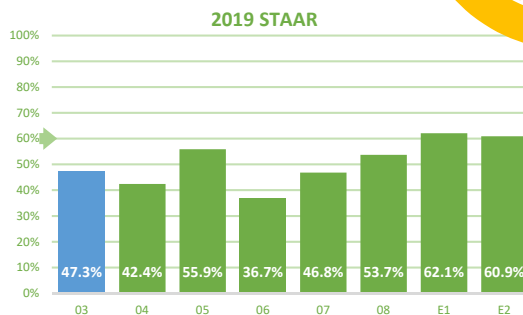
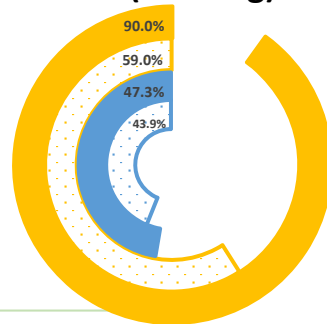


**GOAL:** Garland ISD will ensure **ALL** students graduate prepared for college, careers and life by **increasing** student performance measures, postsecondary readiness, and graduation rates and **decreasing** student management incidences.

■ Current Performance (18-19)   
 ■ Prior Year Performance (17-18)   
     2019-2020 Goal   
 ■ 2024-2025 Goal

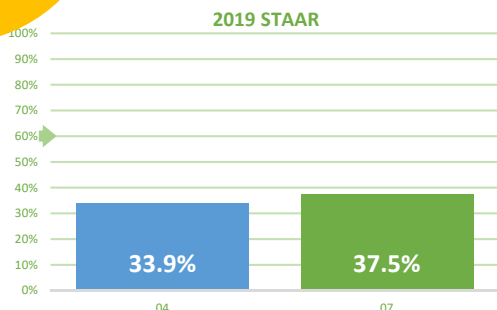
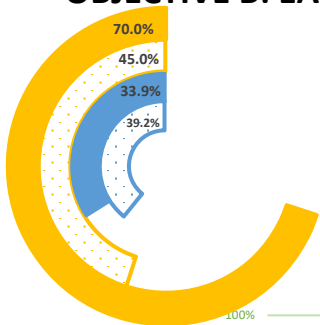
## OBJECTIVE A: EARLY LITERACY (Reading)

Percent of students in grade 3 demonstrating early literacy as measured by Meets Grade Level performance on STAAR Reading. **Goal = 90% by 2025**



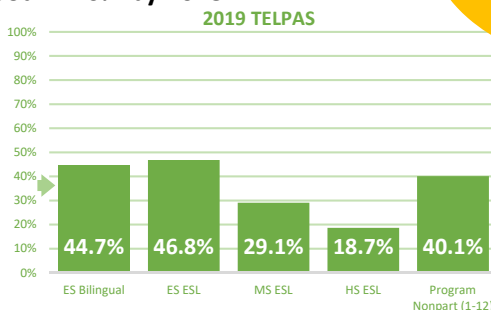
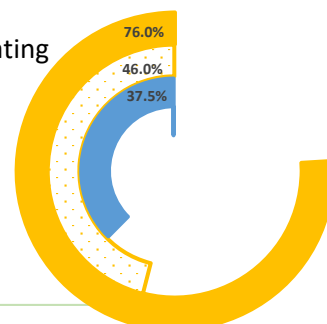
## OBJECTIVE B: EARLY LITERACY (Writing)

Percent of students in grade 4 demonstrating early literacy as measured by Meets Grade Level performance on STAAR Writing. **Goal = 70% by 2025**



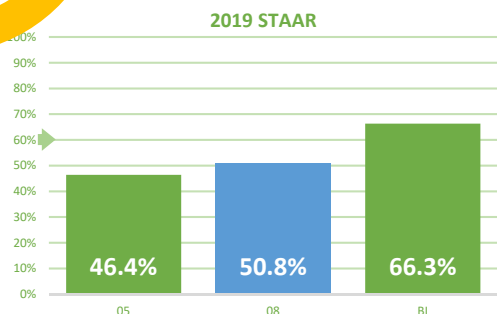
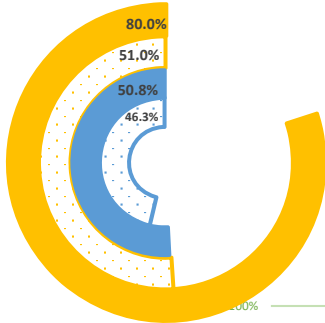
## OBJECTIVE C: ENGLISH LANGUAGE ACQUISITION

Percent of ELL students demonstrating English language acquisition, as measured by yearly progress indicator on the Texas English Language Proficiency Assessment System (TELPAS). **Goal = 76% by 2025**



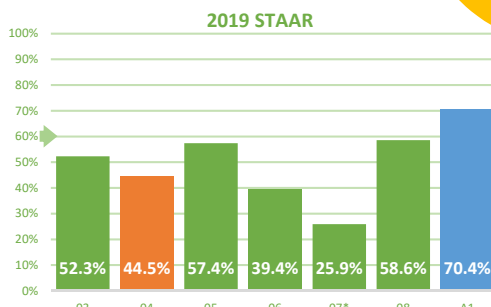
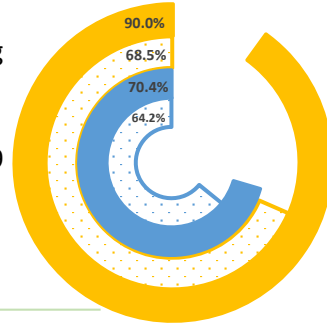
## OBJECTIVE D: SCIENTIFIC UNDERSTANDING

Percent of students in grade 8 demonstrating scientific understanding as measured by Meets Grade Level performance on STAAR Science. **Goal = 80% by 2025**



## OBJECTIVE E: MATHEMATICAL PROFICIENCY

Percent of students demonstrating mathematical proficiency as measured by Meets Grade Level performance by the end of grade 9 on STAAR Algebra I EOC. **Goal = 90% by 2025**



\*Approx. 1/3 of the 7<sup>th</sup> grade students participate in the Grade 8 or Algebra I STAAR assessments

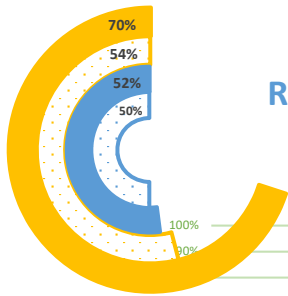
# GARLAND ISD STUDENT ACHIEVEMENT QUICK REFERENCE SCORECARD

## OBJECTIVE F: POSTSECONDARY READINESS (SAT Exams)

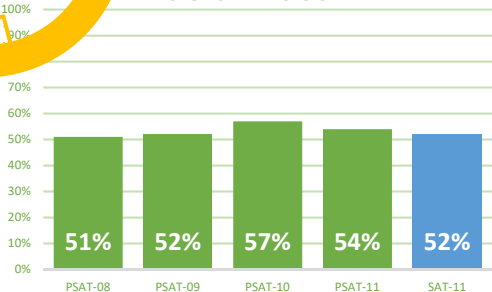
Percent of students demonstrating postsecondary readiness exam success, as measured by meeting college ready benchmarks through 11<sup>TH</sup> grade SAT School Day.

### EVIDENCE-BASED READING & WRITING

Goal = 70% by 2025

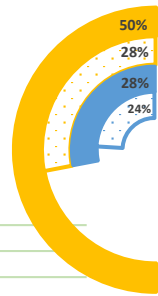


2018 PSAT + 2019 SAT

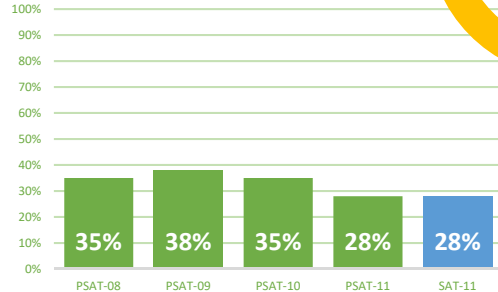


### MATHEMATICS

Goal = 50% by 2025



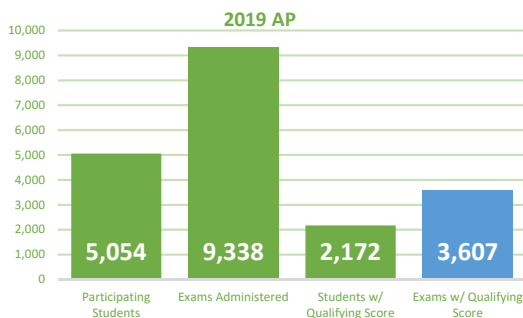
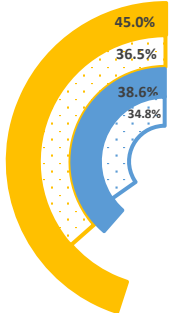
2018 PSAT + 2019 SAT



## OBJECTIVE G: POSTSECONDARY READINESS (AP Exams)

Percent of students demonstrating postsecondary readiness exam success, as measured by AP exams with qualifying criterion scores.

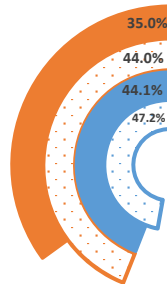
Goal = 45% by 2025



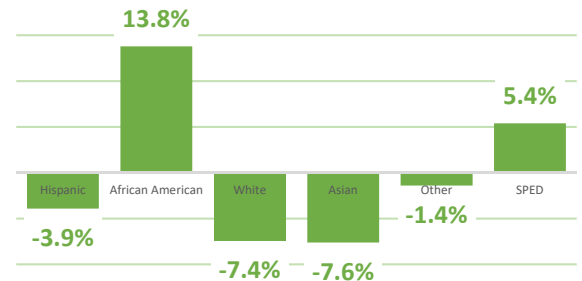
## OBJECTIVE H: STUDENT MANAGEMENT

Percent of discretionary exclusionary consequences as measured by ISS, OSS, and DAEP.

Goal = 35% by 2025



2018-2019 Exclusionary vs. Enrollment %



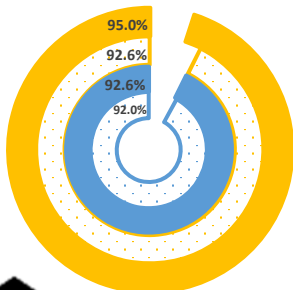
## OBJECTIVE I: GRADUATION OUTCOMES

Percent of students successfully completing graduation and College, Career, Military Ready (CCM-R) requirements.

### 4-YR GRADUATION RATE

Goal = 95% by 2025

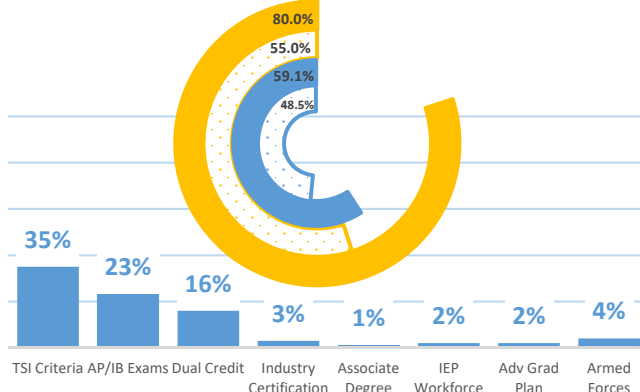
Class of 2018



### CCMR GRADUATES

Goal = 80% by 2025

Class of 2018 (2019 Accountability)



### CCMR (in process)

