

GISD MAGNET APPLICATION AND PROGRAM CONTUNATION FORM

YOU MUST USE THE FAMILY ACCESS (PARENT) ACCOUNT

Family Access

CHRISTIA

Home

Online Forms

Calendar

Gradebook

Attendance

VERNON SCHRADE MIDDLE

2020 Magnet Application [Open](#) [Fill Out Form](#)

1. Click on Online Forms and select Magnet application

2. Click on Fill out Form

2020 Magnet Application

BRAYDEN (VERNON SCHRADE MIDDLE)

Step 1. SP1 Magnet Application (Required)

Print View Full Screen

Magnet Application for School Year 2020

Student: Student ID: Grade Next Date:
School Year:

School: DOB: Home Phone: Current Magnet Code:
054 VERNON SCHRADE MIDDLE

Parent Names: Relationship: Guardian Phone: Guardian Email:

Family Address: Family Mailing Address:

Permissions/Acknowledgements

- I understand that by submitting this application, I am providing permission to magnet program staff to obtain my child's most recent test scores and report card information from the current school year.
- I understand that if my child is accepted to a magnet program, my child will not be allowed to change to another school for the 2018-2019 school year.
- I understand that my child must be enrolled in the appropriate magnet courses each semester to remain in the chosen magnet.
- I understand that my child must continue to meet magnet program criteria in order to remain in the program.
- I understand that my child will lose school provided transportation if my child enrolls in a magnet program.

Typing your signature below as a parent or legal guardian represents your digital signature.

*Signature: christi *Signature Date: 01/17/2018

3. Read and click the box beside each statement

4. Type your name in the signature box

A program continuation statement below must be selected for this magnet student

***Program Continuation**
Continue in current program
Hold current seat and apply for new program
Exit current program (give away seat)
Exit current program (give away seat) and apply for new program

If the student is in a current magnet program, they will have a drop down box to select a continuation option.

Select Magnet Program

Siblings

Choice 1:

There is a sibling at this campus

ID & Name:

Select Specific Program (can select 2)

- Medical
- Engineering
- Architecture
- Computer Science
- Multi-Media/Broadcasting
- Telecommunications

Choice 2:

There is a sibling at this campus

ID & Name:

5. Select a choice 1 and a choice2

-The only schools listed in the drop down box are schools that the student qualifies to apply for based on the test scores.

-Some high school programs require selecting an interest area.

-If student is missing test scores, you will have a link to sign up for testing. After signing up for a testing time, make sure you go back to the application and complete steps 6 and 7 below.

2020 Magnet Application

Step 2. SP1 Magnet Application Confirmation (Required)

Magnet Application for School Year 2020

Choice 1	North Math, Science & Technology
Choice 1 Options - HS	Engineering
Choice 2	LakeviewC Collegiate Academy
Choice 2 Options - HS	
Magnet Seat Selection	Not Current Magnet Student
Parent Signature	christi
Signature Date	01/17/2018

Complete Step 2 Only

6. Magnet Applications Confirmation page. Click Complete Step 2

2020 Magnet Application

Step 3. Complete 2020 Magnet Application (Required)

By completing 2020 Magnet Application, you are confirming that the Steps below have been finished. Are you sure you want to complete 2020 Magnet Application for BRAYDEN?

Review 2020 Magnet Application Steps

Step 1)	SP1 Magnet Application	Completed 12/13/2018 2:59pm
Step 2)	SP1 Magnet Application Confirmation	Completed 12/13/2018 3:02pm

Guardian Name: CHRISTI M. ALLEN Guardian Address: 7914 KINGS CT
ROWLETT, TX 75089

Submit 2020 Magnet Application

7. Click submit 2020 Magnet Application.

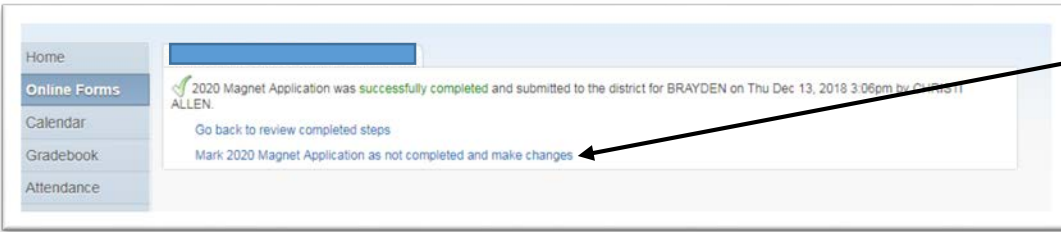
2020 Magnet Application was successfully completed and submitted to the district for BRAYDEN on Thu Dec 13, 2018 3:06pm by CHRISTI ALLEN.

Go back to review completed steps

Mark 2020 Magnet Application as not completed and make changes

8. Make sure it says successfully completed.

How to change your choice on the magnet application:



1. Click Mark 2020 Magnet Application as not completed and make changes.



2. Click on SP1 Magnet Application

2020 magnet Application

Step 1. SP1 Magnet Application (Required) Completed 12/13/2018 2:59pm

Print View Full Screen

Magnet Application for School Year 2020

Student: Student ID: Grade Next School Year: Date:

School: DOB: Home Phone: Current Magnet Code:

Parent Names: Relationship: Guardian Phone: Guardian Email:

Family Address: Family Mailing Address:

Permissions/Acknowledgements

- I understand that by submitting this application, I am providing permission to magnet program staff to obtain my child's most recent test scores and report card information from the current school year.
- I understand that if my child is accepted to a magnet program, my child will not be able to change to another school for the 2018-2019 school year.
- I understand that my child must be enrolled in the appropriate magnet courses each semester to remain in the chosen magnet.
- I understand that my child must continue to meet magnet program criteria in order to remain in the program.
- I understand that my child will lose school provided transportation if my child enrolls in a magnet program.

Typing your signature below as a parent or legal guardian represents your digital signature.

*Signature: christi *Signature Date: 01/17/2019

Achievement Test Scores

Edit Step 1

3. Click Edit Step 1

Select Magnet Program Siblings

Choice 1: North Garland HS - Math, Science & Technology

There is a sibling at this campus ID & Name: _____

Select Specific Program (can select 2)

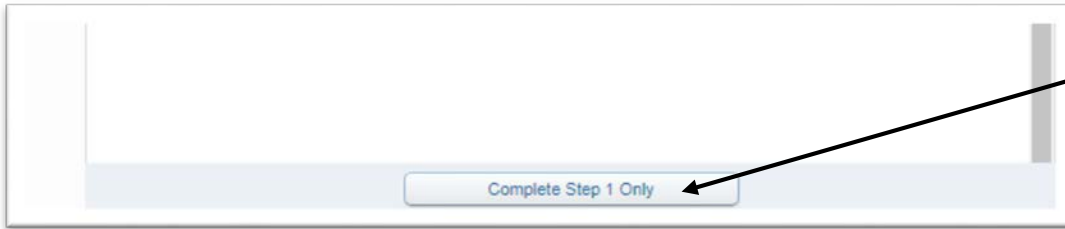
- Medical
- Engineering
- Architecture
- Computer Science
- Multi-Media/Broadcasting
- Telecommunications

Choice 2: Lakeview Centennial HS - Collegiate Academy

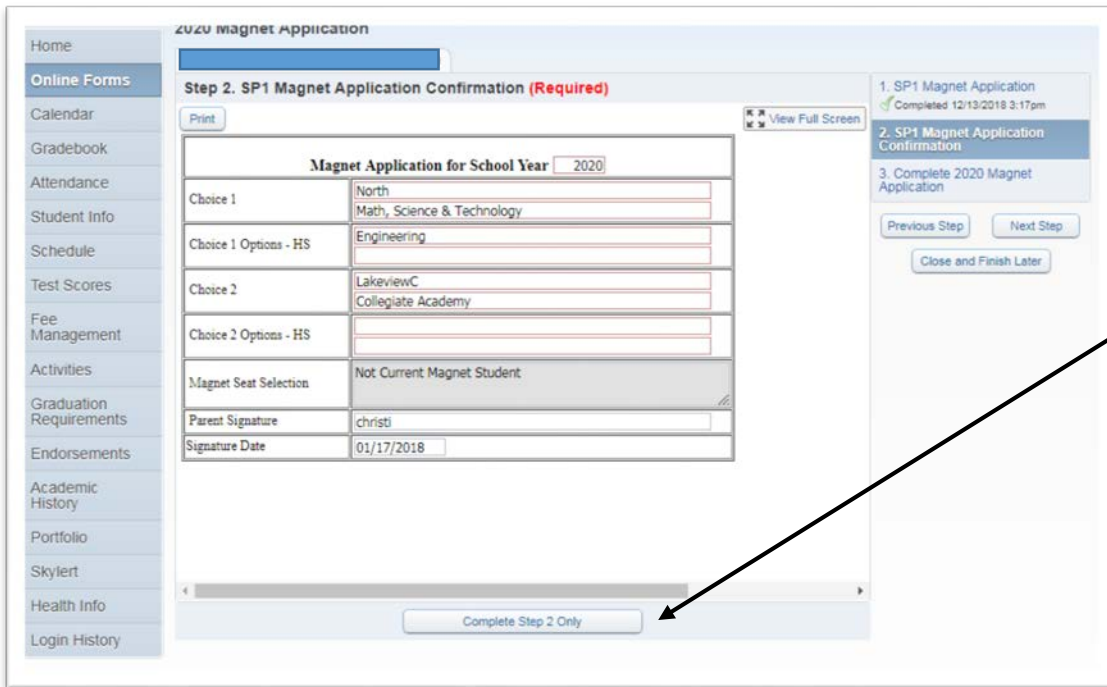
There is a sibling at this campus ID & Name: _____

Edit Step 1

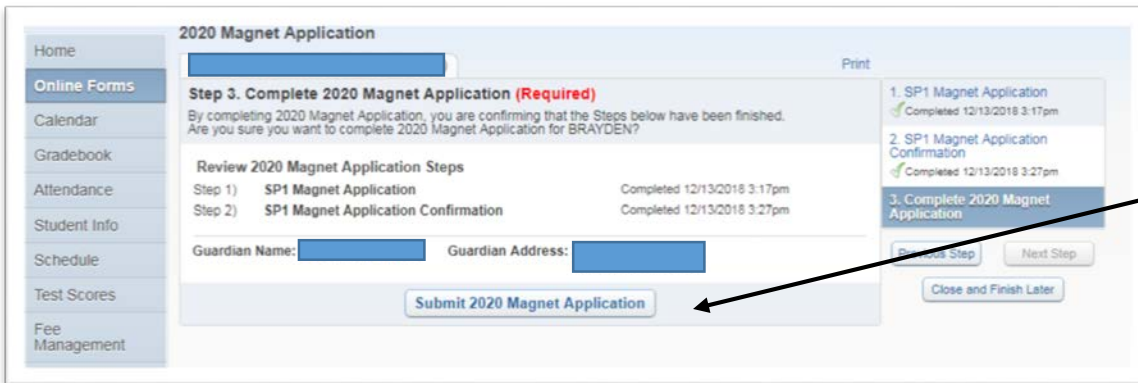
4. Make changes to your choices



5. Click Complete Step 1 Only



6. Review Confirmation page and click Complete Step 2 Only



7. Click Submit 2020 Magnet Application



8. Look for the successfully completed