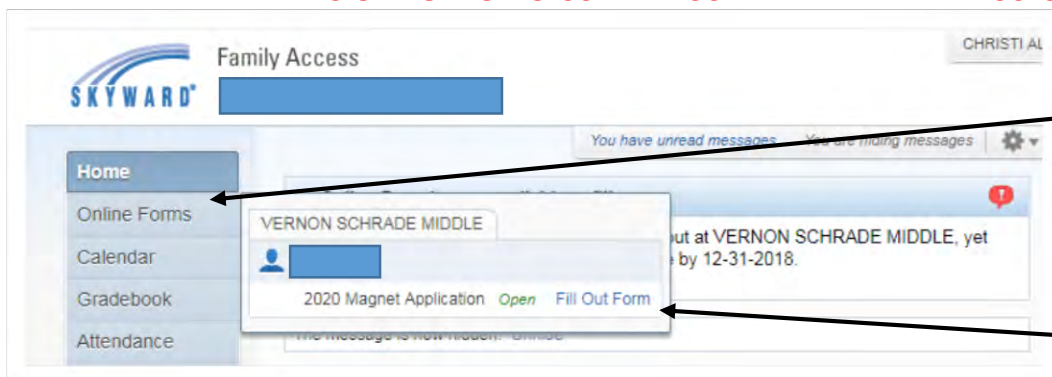


**FORMULARIO DE SOLICITUD DE PROGRAMA MAGNET DE GISD Y DE
CONTINUACIÓN DEL PROGRAMA
ES OBLIGATORIO USAR LA CUENTA DE FAMILY ACCESS (DE PADRES)**



1. Haga clic en *Online Forms* (formularios en línea) y seleccione *Magnet application* (solicitud de programa magnet)

2. Haga clic en *Fill out Form* (llene el formulario)

2020 Magnet Application
BRAYDEN (VERNON SCHRADE MIDDLE)
Step 1. SP1 Magnet Application (Required)

Print View Full Screen

Magnet Application for School Year 2020

Student:	Student ID:	Grade Next School Year:	Date:
School:	DOB:	Home Phone:	Current Magnet Code:
054 VERNON SCHRADE MIDDLE			
Parent Names:	Relationship:	Guardian Phone:	Guardian Email:
Family Address:	Family Mailing Address:		

Permissions/Acknowledgements

- I understand that by submitting this application, I am providing permission to magnet program staff to obtain my child's most recent test scores and report card information from the current school year.
- I understand that if my child is accepted to a magnet program, my child will not be allowed to change to another school for the 2018-2019 school year.
- I understand that my child must be enrolled in the appropriate magnet courses each semester to remain in the chosen magnet.
- I understand that my child must continue to meet magnet program criteria in order to remain in the program.
- I understand that my child will lose school provided transportation if my child enrolls in a magnet program.

Typing your signature below as a parent or legal guardian represents your digital signature.

*Signature: christi *Signature Date: 01/17/201

3. Lea y haga clic en la casilla junto a cada afirmación.

4. Mecnografíe su nombre en la casilla de firmas

A program continuation statement below must be selected for this magnet student

*Program Continuation

- Continue in current program
- Hold current seat and apply for new program
- Exit current program (give away seat)
- Exit current program (give away seat) and apply for new program

Si el alumno está en un programa magnet actual, habrá un menú desplegable para seleccionar una opción de continuación.

Select Magnet Program	Siblings
Choice 1: North Garland HS - Math, Science & Technology	
<input type="checkbox"/> There is a sibling at this campus	ID & Name: <input type="text"/>
Select Specific Program (can select 2)	
<input type="checkbox"/> -Medical	
<input checked="" type="checkbox"/> -Engineering	
<input type="checkbox"/> -Architecture	
<input type="checkbox"/> -Computer Science	
<input type="checkbox"/> -Multi-Media/Broadcasting	
<input type="checkbox"/> -Telecommunications	
Choice 2: Lakeview Centennial HS - Collegiate Academy	
<input type="checkbox"/> There is a sibling at this campus	ID & Name: <input type="text"/>

5. Seleccione una opción 1 y una opción 2

-Las únicas escuelas que aparecen en el menú desplegable son escuelas a las que el alumno tiene derecho a solicitar admisión con base en la puntuación en su examen.

-Ciertos programas de escuela secundaria requieren la selección de un área de interés.

-Si a un alumno le faltan calificaciones de exámenes, tendrá un enlace para inscribirse para presentarlos. Luego de reservar una hora de examen, no te olvides de volver a la solicitud y completar los pasos 6 y 7 a continuación.

2020 Magnet Application

Home

Online Forms

Calendar

Gradebook

Attendance

Student Info

Schedule

Test Scores

Fee Management

Activities

Graduation Requirements

Endorsements

Academic History

Portfolio

Skylert

Health Info

Login History

Step 2. SP1 Magnet Application Confirmation (Required)

Print

View Full Screen

Magnet Application for School Year 2020

Choice 1	North Math, Science & Technology
Choice 1 Options - HS	Engineering
Choice 2	LakeviewC Collegiate Academy
Choice 2 Options - HS	
Magnet Seat Selection	Not Current Magnet Student
Parent Signature	christi
Signature Date	01/17/2018

1. SP1 Magnet Application
Completed 12/13/2018 2:59pm

2. SP1 Magnet Application Confirmation

3. Complete 2020 Magnet Application

Previous Step

Next Step

Close and Finish Later

Complete Step 2 Only

6. Página de Confirmación de Solicitudes para Programas Magnet. Haga clic en *Complete Step 2 Only* (Solamente completar el paso 2)

2020 Magnet Application

Home

Online Forms

Calendar

Gradebook

Attendance

Student Info

Schedule

Test Scores

Fee Management

BRAYDEN (VERNON SCHRADER MIDDLE)

Print

Step 3. Complete 2020 Magnet Application (Required)

By completing 2020 Magnet Application, you are confirming that the Steps below have been finished. Are you sure you want to complete 2020 Magnet Application for BRAYDEN?

Review 2020 Magnet Application Steps

Step 1)	SP1 Magnet Application	Completed 12/13/2018 2:59pm
Step 2)	SP1 Magnet Application Confirmation	Completed 12/13/2018 3:02pm

Guardian Name: CHRISTI M. ALLEN Guardian Address: 7914 KINGS CT
ROWLETT, TX 75089

Submit 2020 Magnet Application

1. SP1 Magnet Application
Completed 12/13/2018 2:59pm

2. SP1 Magnet Application Confirmation
Completed 12/13/2018 3:02pm

3. Complete 2020 Magnet Application

Previous Step

Next Step

Close and Finish Later

7. Haga clic en *Submit 2020 Magnet Application* (presentar la solicitud de programa magnet para 2020).

Home

Online Forms

Calendar

Gradebook

Attendance

Student Info

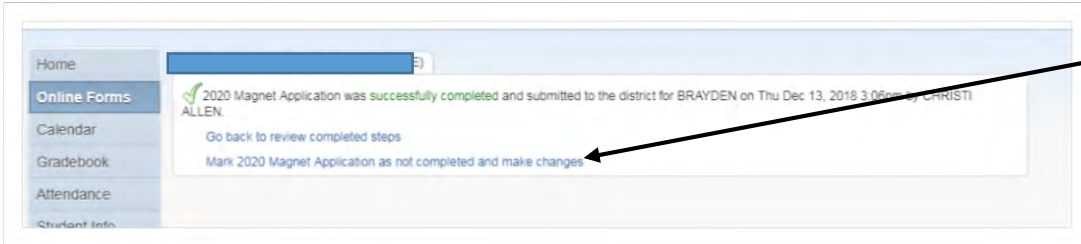
2020 Magnet Application was successfully completed and submitted to the district for BRAYDEN on Thu Dec 13, 2018 3:06pm by CHRISTI ALLEN.

Go back to review completed steps

Mark 2020 Magnet Application as not completed and make changes

8. Asegúrese de que indique que se ha completado con éxito.

Cómo cambiar su selección en la solicitud de un programa magnet:



1. Haga clic en *Mark 2020 Magnet Application as not completed* (Marque la solicitud de programa magnet de 2020 como no completado) y haga los cambios.



2. Haga clic en *SP1 Magnet Application* (Solicitud de magnet SP1)

2020 Magnet Application

Step 1. SP1 Magnet Application (Required) Completed 12/13/2018 2:59pm

Print View Full Screen

Magnet Application for School Year 2020

Student: Student ID: Grade Next School Year: Date:

School: DOB: Home Phone: Current Magnet Code:

Parent Names: Relationship: Guardian Phone: Guardian Email:

Family Address: Family Mailing Address:

Permissions/Acknowledgements

- I understand that by submitting this application, I am providing permission to magnet program staff to obtain my child's most recent test scores and report card information from the current school year.
- I understand that if my child is accepted to a magnet program, my child will not be able to change to another school for the 2018-2019 school year.
- I understand that my child must be enrolled in the appropriate magnet courses each semester to remain in the chosen magnet.
- I understand that my child must continue to meet magnet program criteria in order to remain in the program.
- I understand that my child will lose school provided transportation if my child enrolls in a magnet program.

Typing your signature below as a parent or legal guardian represents your digital signature.

*Signature: christi *Signature Date: 01/17/2019

Achievement Test Scores

[Edit Step 1](#)

3. Haga clic en *Edit Step 1* (Modificar el paso 1)

Select Magnet Program Siblings

Choice 1: North Garland HS - Math, Science & Technology

There is a sibling at this campus ID & Name:

Select Specific Program (can select 2)

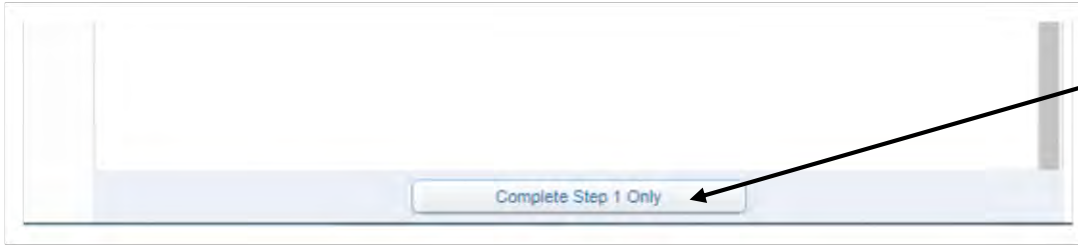
- Medical
- Engineering
- Architecture
- Computer Science
- Multi-Media/Broadcasting
- Telecommunications

Choice 2: Lakeview Centennial HS - Collegiate Academy

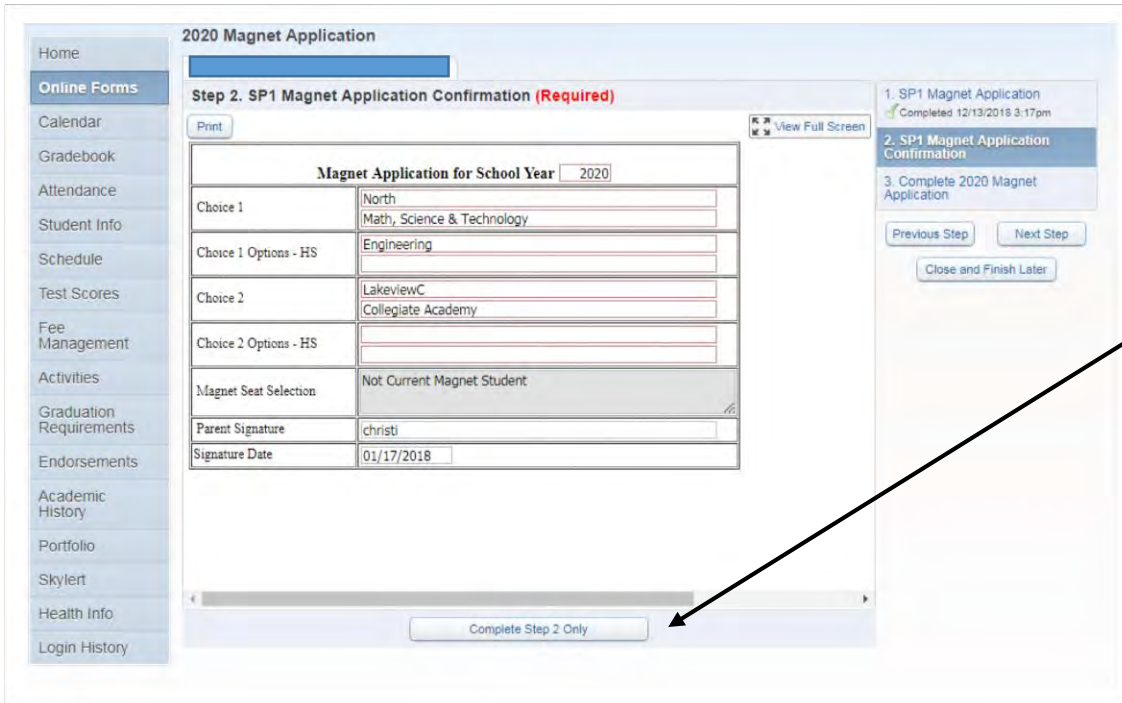
There is a sibling at this campus ID & Name:

[Edit Step 1](#)

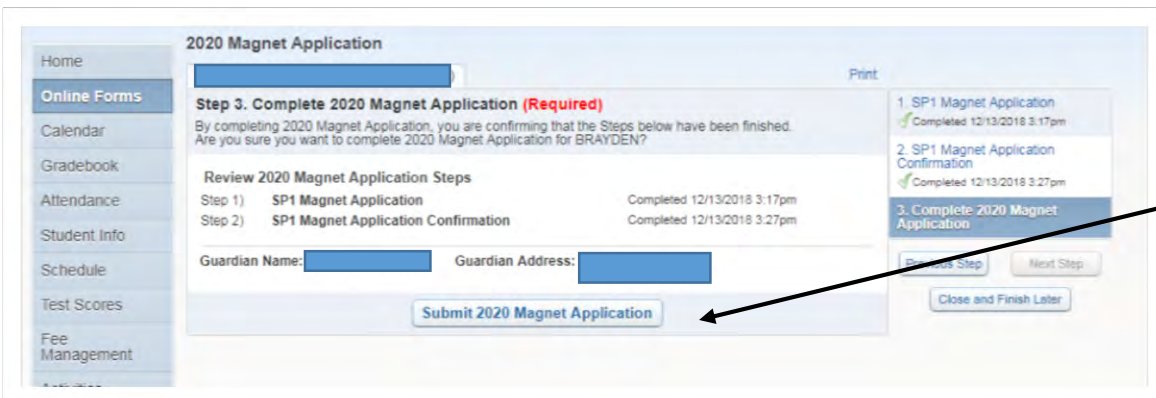
4. Haga los cambios necesarios a sus opciones



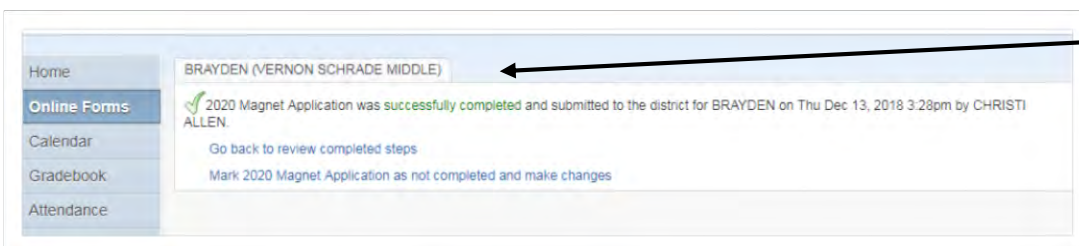
5. Haga clic en *Complete Step 1 Only* (Completar solo el paso 1)



6. Revise la página de Confirmación y haga clic en *Complete Step 2 Only* (Completar solo el paso 2)



7. Haga clic en *Submit 2020 Magnet Application* (presentar la solicitud de programa magnet para 2020)



8. Busque la confirmación que indica que se ha completado con éxito (*successfully completed*).