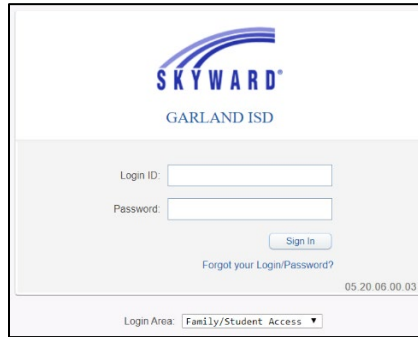
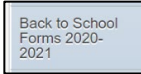



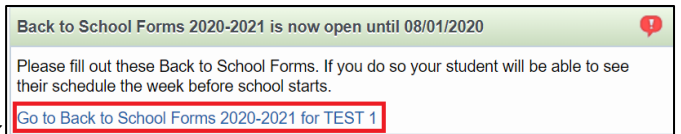
# Steps to filling out back to school online forms.

1. Log in to Skyward Family Access account.



2. Click the Back to School Button  and then click the student's name 

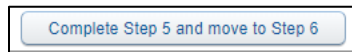
Click the Go to Back to School Forms 2020-2021 for link



3. To see and complete certain forms the screen should be full view. To view a screen full view click the View Full screen button at top of the screen.



4. Click the Complete Step X and move to Step X button to submit a completed screen.



5. As each form is completed a green check mark will display next to form name.



For assistance or questions/concerns please send an email to [Familyaccesshelp@garlandisd.net](mailto:Familyaccesshelp@garlandisd.net)